

Cost



£75 including tea and lunches
Max. 14 delegates

Contact



For further information and registration please contact the course coordinators:

Lizette Cash and Dr Anish Bhuvu

Online form: mrimypacemaker.com/courses

Email: Lizette.Cash@Bartshealth.nhs.uk

Anish.Bhuvu@Bartshealth.nhs.uk

Telephone: 02034656337

Accreditation



BSCMR Accreditation

Date and Location

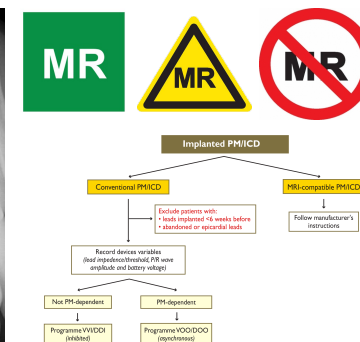
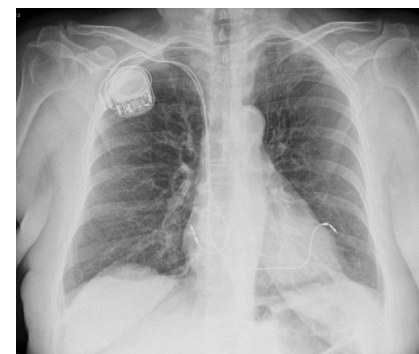


Thursday 30th April 2020

Seminar Room 7, Robin Brook Centre

Barts Hospital

West Smithfield, London, EC1A 7BE



MRI for patients with cardiac devices Study Day



Thursday 30th April 2020
St. Bartholomew's Hospital,
West Smithfield, London EC1A 7BE
Barts Heart Centre

Description

There are approximately 50,000 patients with cardiac devices who need MRI scans in England. Within the NHS, we provide just 1,000. This course is designed to help medical professionals grow that number. More details can be found at the [mrimypacemaker](#) campaign.





This is a one day course designed to help scan patients with cardiac devices safely.

Who should attend?

This course is aimed at radiographers, cardiac physiologists, radiologists and cardiologists who either perform MRI, or refer patients for MRI. We would encourage those planning on setting up a service for MRI scanning in patients with devices to attend, and will provide theory, practical tips and Live Scanning to cover all aspects of service delivery.

Objectives

After this course, the attendees should be able to:

-  Identify the need for MRI scans in patients with devices.
-  Have a practical understanding of different devices
-  Have better appreciation of the potential risk and benefits of scanning
-  Be able to deal with more challenging scenarios

Faculty

Dr Anish Bhuvra, Senior Research Fellow
Dr Charlotte Manisty, Consultant Cardiologist
Dr John Baksi, Consultant Cardiologist
Professor James Moon, Consultant Cardiologist
Lizette Cash, Lead Radiographer
Russ Moralee, Cardiac Physiologist

Thursday April 30, 2020

8.30 – 8.45	Registration, Tea & Coffee
8.45 – 8.55	Welcome and Introduction
9.00 – 9.30	MRI in cardiac devices – increasing clinical need
9.30 – 10.00	Cardiac Implantable Electronic Devices – the Basics
10.00 – 10.30	Potential Risks of MRI in Device patients
10.30 – 11.00	Break (Tea/Coffee)
11.00 – 11.30	Guidelines – Overview
11.30 – 12.00	Guidelines – Cardiology Perspective
12.00 – 12.15	Guidelines – Radiology perspective
12.15 – 12.45	Lunch
12.45 – 16.15	Workstream 1 and 2
Workstream 1	Live patient scanning
Workstream 2	Cardiac MRI – tips for scan optimization in device patients
	Non MRI-conditional devices
	Device programming- interactive session
16.15 – 16.45	How to set up your own service
16.45 – 17.00	Debrief
	End